

Introductory sub-table (I)(a)

Name of the Company:		TPI India Limited	
Scrip Code, Name of the scrip, class of security: 500421. TPINDIA, Equity			
Quarter ended: 30th September, 2014			
Partly paid-up shares:-	No. of partly paid-up shares	As a % of total no. of partly paid-up shares	As a % of total no. of shares of the company
Held by promoter/promoter group	N.A.	N.A.	N.A.
Held by public	N.A.	N.A.	N.A.
Total	0	0	0
Outstanding convertible securities: No. of outstanding securities		As a % of total no. of outstanding convertible securities	As a % of total no. of shares of the company, assuming full conversion of the convertible securities
Held by promoter/promoter group	N.A.	N.A.	N.A.
Held by public	N.A.	N.A.	N.A.
Total	0	0	0
Warrants:-	No. of warrants	As a % of total no. of warrants	As a % of total no. of shares of the company, assuming full conversion of warrants
Held by promoter/promoter group	N.A.	N.A.	N.A.
Held by public	N.A.	N.A.	N.A.
Total	0	0	0
Total paid-up capital of the company, assuming full conversion of warrants and convertible securities	42963470		100




Statement Showing Shareholding Pattern

Category code	Category of Shareholder	Number of Shareholders	Table (I)(a)		Total shareholding as a percentage of total number of shares		Shares Pledged or otherwise encumbered	
			Total number of shares	Number of shares held in dematerialized form	As a percentage of (A+B) (VI)	As a percentage of (A+B+C) (VII)	Number of shares (VIII)	As a percentage (IX) = (VIII)/(IV)*100
			(III)	(IV)	(V)	(VI)	(VII)	(VIII)
(A)	Shareholding of Promoter and							
1	Indian							
(a)	Individuals/ Hindu Undivided Family	-	37020509	-	85.17	85.17	37020509	100.00
(b)	Central Government/ State Government/s	-	-	-	-	-	-	-
(c)	Bodies Corporate	3	2714117	-	6.32	6.32	2714117	100.00
(d)	Financial Institutions/ Banks	-	-	-	-	-	-	-
(e)	Any Others - Person acting in Concert	3	481588	-	1.12	1.12	0	0.00
(e-1)		-	-	-	-	-	-	-
(e-2)		-	-	-	-	-	-	-
	Sub Total (A)(1)	13	40216214	0	93.61	93.61	39734626	98.80
2	Foreign							
a	Individuals (Non-Residents Individuals/ Foreign Individuals)	-	-	-	-	-	-	-
b	Bodies Corporate	-	-	-	-	-	-	-
c	Institutions	-	-	-	-	-	-	-
d	Qualified Foreign Investor	-	-	-	-	-	-	-
e	Any Others (Specify)	-	-	-	-	-	-	-
(e-1)		-	-	-	-	-	-	-
(e-2)		-	-	-	-	-	-	-
	Sub Total (A)(2)	0	0	0	0.00	0.00	0	0.00
	Total Shareholding of Promoter and Promoter Group (A) = (A)(1)+(A)(2)	13	40216214	0	93.61	93.61	39734626	98.80
(B)	Public shareholding							
1	Institutions							
(a)	Mutual Funds (UTI)	9	9392	240	0.02	0.02	-	-
(b)	Financial Institutions, Banks	3	251160	1000	0.58	0.58	-	-
(c)	Central Government/ State Government/s	-	-	-	-	-	-	-
(d)	Venture Capital Funds	-	-	-	-	-	-	-
(e)	Insurance Companies	-	-	-	-	-	-	-
(f)	Foreign Institutional Investors	-	-	-	-	-	-	-
(g)	Foreign Venture Capital Investors	-	-	-	-	-	-	-
(h)	Qualified Foreign Investor	-	-	-	-	-	-	-
(i)	Any Other (specify)	-	-	-	-	-	-	-
(i-1)		-	-	-	-	-	-	-
(i-2)		-	-	-	-	-	-	-
	Sub-Total (B)(1)	12	260552	1240	0.61	0.61	-	-
B 2	Non-institutions							
(a)	Bodies Corporate	73	85302	42832	0.20	0.20	-	-
(b)	Individuals							
i	Individuals - Individual shareholders holding nominal share capital up to Rs 1 lakh	6855	2277356	633926	5.30	5.30	-	-
ii	Individual shareholders holding nominal share capital in excess of Rs 1 lakh	8	113240	119240	0.23	0.28	-	-
(c)	Qualified Foreign Investor	-	-	-	-	-	-	-
(d)	Any Other (specify)	8	4206	1202	0.01	0.01	-	-
(d-1)	Clearing Member	2	302	302	0.00	0.00	-	-
(d-ii)	Non Resident Indians (NRI)	6	3904	900	0.01	0.01	-	-
	Sub-Total (B)(2)	6942	2486704	797000	5.79	5.79	-	-
	Total Public Shareholding (B) = (B)(1)+(B)(2)	6954	2747256	798240	6.39	6.39	-	-
	TOTAL (A)+(B)	57	42983470	798240	100.00	100.00	39734626	92.48
(C)	Shares held by Custodians and against which Depository Receipts have been issued							
1	Promoter and Promoter Group							
2	Public							
	Sub-Total (C)	0	0	0	0	0	0	0
	GRAND TOTAL (A)+(B)+(C)	6967	42983470	798240	100.00	100.00	39734626	92.48




Sr.No	Notes
1	
2	
3	
4	
5	
6	
7	
8	
9	



(1)(b) Statement showing holding of securities (including shares, warrants, convertible securities) of persons belonging to the category "Promoter and Promoter Group"


Sr. No.	Name of the shareholder	Details of Shares held		Encumbered shares (*)			Details of warrants		Details of convertible securities		Total shares (including underlying shares assuming full conversion of warrants and convertible securities) as a % of diluted share capital
		Number of shares held	As a % of grand total (A)+(B)+(C)	No.	As a percentage	As a % of grand total (A)+(B)+(C) of sub-clause (1)(a)	Number of warrants held	As a % total number of warrants of the same class	Number of convertible securities held	As a % total number of convertible securities of the same class	
(i)	(ii)	(iii)	(iv)	(v)	(vi)=(v)/(iii)*100	(vii)	(viii)	(ix)	(x)	(xi)	(xii)
	Individuals/Hindu Undivided Family										
1	Mr. Bharat Parekh	22119989	51.49	22119989	100.00	51.49	0	0	0	0	51.49
2	B C Parekh HUF	15200	0.04	15200	100.00	0.04	0	0	0	0	0.04
3	Mr. Hasmukh C. Parekh	14739080	34.31	14739080	100.00	34.31	0	0	0	0	34.31
4	Hasmukh C. Parekh HUF	3840	0.01	3840	100.00	0.01	0	0	0	0	0.01
5	Darshana B. Parekh	60000	0.14	60000	100.00	0.14	0	0	0	0	0.14
6	Avinash B. Parekh	37600	0.09	37600	100.00	0.09	0	0	0	0	0.09
7	Pooja B. Parekh	44800	0.10	44800	100.00	0.10	0	0	0	0	0.10
	Sub Total (A)	37020509	86.17	37020509	100.00	86.17	0	0	0	0	86.17
	Bodies Corporate										
1	Shreeji Exports Private Limited	1457677	3.39	1457677	100.00	3.39	0	0	0	0	3.39
2	Tillion Investment and Trading Company Limited	665760	1.55	665760	100.00	1.55	0	0	0	0	1.55
3	OHM Packaging Private Limited	590680	1.37	590680	100.00	1.37	0	0	0	0	1.37
	Sub Total (B)	2714117	6.32	2714117	100.00	6.32	0	0	0	0	6.32
	Any other										
1	Lalita C. Parekh	232060	0.54	0	0.00	0.00	0	0	0	0	0.54
2	Chimanlal K. Parekh	148400	0.35	0	0.00	0.00	0	0	0	0	0.35
3	Asha H. Parekh	101128	0.24	0	0.00	0.00	0	0	0	0	0.24
	Sub Total (C)	481588	1.12	0	0.00	0.00	0	0	0	0	1.12
	TOTAL	40216214	93.61	39734626	98.80	92.48	0	0	0	0	93.61

(*) The term "encumbrance" has the same meaning as assigned to it in regulation 28(3) of the SAST Regulations, 2011




(l)(c)(i) Statement showing holding of securities (including shares, warrants, convertible securities) of persons belonging to the category "Public" and holding more than 1% of the total number of shares

Sr. No.	Name of the shareholder	Number of shares held	Shares as a percentage of total number of shares (i.e., Grand Total (A)+(B)+(C) indicated in Statement at para (l)(a) above)	Details of warrants		Details of convertible securities		Total shares (including underlying shares assuming full conversion of warrants and convertible securities) as a % of diluted share capital
				Number of warrants held	As a % total number of warrants of the same class	Number of convertible securities held	% w.r.t total number of convertible securities of the same class	
1	NIL		0.00		0		0	
TOTAL		0	0.00	0	0	0	0	0



(I)(d) Statement showing details of locked-in shares

Sr. No.	Name of the shareholder	Number of locked-in shares	Locked-in shares as a percentage of total number of shares {i.e., Grand Total (A)+(B)+(C) indicated in Statement at para (I)(a) above}
1	Hasmukh C Parekh	13500000	31.42
2	Bharat C. Parekh	21500000	50.04
TOTAL		35000000	81.46



(II)(a) Statement showing details of Depository Receipts (DRs)

Sr. No.	Type of outstanding DR (ADRs, GDRs, SDRs, etc.)	Number of outstanding DRs	Number of shares underlying outstanding DRs	Shares underlying outstanding DRs as a percentage of total number of shares {i.e., Grand Total (A)+(B)+(C) indicated in Statement at para (I)(a) above}
1	Not Applicable	0	0	0.00
TOTAL		0	0	0.00

