


Name of the Company : UNIVERSAL ARTS LIMITED
 Scrip Code, Name of the Scrip and Class of security
 Quarter Ended : June, 2014

Partly paid-up shares:-	No. of Partly Paid Shares	As a % of total no. of partly paid-up shares	As a % of total no. of shares of the Company
a) Held by Promoter / Promoter Group	Not Applicable	Not Applicable	Not Applicable
b) Held by Public	Not Applicable	Not Applicable	Not Applicable
Total			
Outstanding Convertible Securities	No. of Outstanding Securities	As a % of total no. of outstanding convertible debenture	As a percentage of total no. of shares of the Company, assuming full conversion of convertible Debenture
a) Held by Promoter / Promoter Group	Not Applicable	Not Applicable	Not Applicable
b) Held by Public	Not Applicable	Not Applicable	Not Applicable
Total			
Warrants	No. of Warrants	As a % of total no. of warrants	As a percentage of total no. of shares of the Company, assuming full conversion of warrants
a) Held by Promoter / Promoter Group	Not Applicable	Not Applicable	Not Applicable
b) Held by Public	Not Applicable	Not Applicable	Not Applicable
Total			
Total paid-up capital of the Company, assuming full full conversion of warrants, convertible securities	9969900		100



UNIVERSAL ARTS LIMITED

Table (I)(a) Statement of Shareholding Pattern

Quarter ended 30th June, 2014

Category code	Category of Shareholder	Number of Shareholder	Total Number of Shares	Number of Shares held in Dematerialised Form	Total Shareholding as a percentage of total number of shares		Shares Pledged or otherwise encumbered	
					As a percentage of (A+B)(1)	As a percentage of (A+B+C)	No. of Shares	% with VIII*100
(A)	Shareholding of Promoter and Promoter Group							
(1)	Indian							
(a)	Individual / Hindu Undivided Family	1	100	0	0.00100	0.00100	0	0
(b)	Central Government / State Government(s)	0	0	0	0	0	0	0
(c)	Bodies Corporate	2	300000	0	3.00906	3.00906	0	0
(d)	Financial Institution / Banks	0	0	0	0	0	0	0
(e)	Any Other - Person Acting in Concert	0	0	0	0.00000	0.00000	0	0
	Sub - Total (A) (1)	3	300100	0	3.01006	3.01006	0	0
(2)	Foreign							
(a)	Individuals (Non Resident Individuals / Foreign Individuals)	0	0	0	0	0	0	0
(b)	Bodies Corporate	0	0	0	0	0	0	0
(c)	Institutions	0	0	0	0	0	0	0
(d)	Any Other - Specify	0	0	0	0	0	0	0
	Sub - Total (A) (2)	0	0	0	0	0	0	0
	Total Shareholding of Promote and Promoter Group(A)=(A)(1)+(A)(2)	3	300100	0	3.01006	3.01006	0	0
(B)	Public Shareholding						N.A.	N.A.
(1)	Institutions						N.A.	N.A.
(a)	Mutual Funds / UTI	0	0	0	0	0		
(b)	Financial Institution / Banks	0	0	0	0	0		
(c)	Central Government / State Government(s)	0	0	0	0	0		
(d)	Venture Capital Funds	0	0	0	0	0		
(e)	Insurance Companies	0	0	0	0	0		
(f)	Foreign Institutional Investors	0	0	0	0	0		
(g)	Foreign Venture Capital Investors	0	0	0	0	0		
(h)	Any other - NRI Banks	0	0	0	0	0		
	Sub - Total (B)(1)	0	0	0	0	0		
(2)	Non-Institutions						N.A.	N.A.
(a)	Bodies Corporate	131	891065	387765	8.93755	8.93755		
(b)	Individuals							
	i) Individual shareholders holding nominal share capital upto Rs. 1.00 lacs	4346	4285907	4231406	42.98847	42.98847		
	ii) Individual shareholders holding nominal share capital in excess of Rs. 1.00 lakh	97	4159650	4159650	41.72208	41.72208		
(c)	Trust	0	0	0	0	0		
(d)	Any Other							
	i) Clearing Member	5	15348	15348	0.15394	0.15394		
	ii) NRIs	13	317830	317830	3.18790	3.18790		
	iii) OCBs							
	Sub - Total (B)(2)	4592	9669800	9111999	96.98994	96.98994		
	Total Public Shareholding (B)	4592	9669800	9111999	96.98994	96.98994		
	= (B)(1) + (B)(2)						N.A.	N.A.
	TOTAL (A) + (B)	4595	9969900	9111999	100.00000	100.00000		
(C)	Shares held by Custodians and against which Depository Receipts have been issued	0	0	0	0	0	N.A.	N.A.
	GRAND TOTAL (A)+(B)+(C)	4595	9969900	9111999	100.00000	100.00000	0	0

Note : Out of 8,30,900 forfeited shares, 800000 shares were reissued to category A(c) and A(a) as shown above which is yet to be listed and the balance 30,900 are forfeited shares

for UNIVERSAL ARTS LIMITED

 Manish Shah
 MANAGING DIRECTOR


Place : Mumbai

Date : 12th July, 2014

Statement of holding of securities (including shares, warrants, convertible securities) of person belonging to category "Promoter and Promoter Group

Table (I)(b)

Sr. No.	Name of the Shareholder	Total Shares Held		Encumbered Shares		Details of Warrants		Details of Convertible Securities		Total Shares (including underlying shares assuming full conversion of warrants and convertible securities as a % of diluted share capital)
		Number of Shares	As a % of Grand Total A+B+C	Number As a Percentage	As a % of Grand Total A+B+C of Sub-clause (1)(a)	Number of Warrants Held	As a % of Total No. of Warrants of the same Class	Number of Convertible Securities Held	As a % of total no. of Convertible Securities of the same Class	
1	Tabassum V. Govil	100	0.00100	Nil	Nil	Nil	Nil	Nil	Nil	Nil
2	Lumhouse Trading Pvt. Ltd	200000	2.00504	Nil	Nil	Nil	Nil	Nil	Nil	Nil
3	Kartik Trading Pvt. Ltd.	100000	1.00302	Nil	Nil	Nil	Nil	Nil	Nil	Nil
		300100	3.01006							



Statement of holding of securities (including shares, warrants, convertible securities) of person belonging to the Category Public and holding more than 1% of the Total Number of Shares


Table (UG-0)

Sr. No.	Name of the Shareholder	Total Shares Held		Encumbered Shares		Details of Warrants		Details of Convertible Securities		Total Shares	(including underlying shares assuming full conversion of warrants and convertible securities as a % of diluted share capital)
		Number of Shares	As a % of Grand Total A+B+C	Number As a Percentage	As a % of Grand Total A+B+C of Sub-division (D/E)	Number of Warrants Held	As a % of Total No. of Warrants of the same Class	Number of Securities Held	As a % of Total no. of Convertible Securities of the same Class		
1	Mayer Mangaldas Kothari	471119	4.72541	Nil	Nil	Nil	Nil	Nil	Nil	Nil	Nil
2	Anil Gurumuth Bhargava	268753	2.69564	Nil	Nil	Nil	Nil	Nil	Nil	Nil	Nil
3	Manish Goradia	185073	1.86632	Nil	Nil	Nil	Nil	Nil	Nil	Nil	Nil
4	Sarla Ashok Sarooji	237256	2.37972	Nil	Nil	Nil	Nil	Nil	Nil	Nil	Nil
5	Priya Shah	225518	2.26199	Nil	Nil	Nil	Nil	Nil	Nil	Nil	Nil
6	Atul Marwah	165986	1.66487	Nil	Nil	Nil	Nil	Nil	Nil	Nil	Nil
7	Bhavit Shendil Shah	127890	1.28236	Nil	Nil	Nil	Nil	Nil	Nil	Nil	Nil
8	Binita Devi Datta	105000	1.05317	Nil	Nil	Nil	Nil	Nil	Nil	Nil	Nil
9	Padmaavat N.	299415	2.98301	Nil	Nil	Nil	Nil	Nil	Nil	Nil	Nil
10	Yamini Garodia	100000	1.00302	Nil	Nil	Nil	Nil	Nil	Nil	Nil	Nil
11	Vipul Jaisri	292778	2.95852	Nil	Nil	Nil	Nil	Nil	Nil	Nil	Nil
		2072748	24.0013								

Statement of holding of securities (including shares, warrants, convertible securities) of person belonging to the Category Public and holding more than 5% of the Total Number of shares

Table (D)(2)(ii)

Sr. No.	Name of the shareholder	Total Shares Held		Encumbered Shares		Details of Warrants		Details of Convertible Securities	
		Number of Shares	As a % of Grand Total A+B+C	Number	As a Percentage of Grand Total A+B+C of Sub-clause (1)(a)	Number of Warrants Held	As a % of Total No. of Warrants of the same Class	Number of Securities Held	As a % of Convertible total no. of securities of the same Class
NIL		NIL	NIL	NIL	NIL	NIL	NIL	NIL	NIL




3

3

Statement of details of Locked in shares

Table (I)(d)

Sr. No.	Name of the Shareholders	Number of Locked in Shares	Locked in shares as a % of total number of shares (ie. Grand Total A+B+C indicated in statement at para (I)(a) above)
Nil		Nil	Nil

A large, stylized handwritten signature in black ink, consisting of several overlapping loops and a long vertical stroke extending downwards.

Statement Showing details of Depository Receipts (DRs)

Table (II)(a)

Sr. No.	Type of Outstanding DR (ADRs, GDRs, SDRs etc)	No. of Outstanding DRs	No. of Shares Underlying Outstanding DRs	Share underlying outstanding DRs as a % of total number of shares (ie Grand Total A+B+C indicated in statement at para (I)(a) above

Statement showing holding of Depository Receipts (DRs), where underlying shares held by Promoter and Promoter Group are in excess of 1% of the total number of shares

Table (II)(b)

Sr. No.	Name of the DR Holders	Type of Outstanding DR (ADRs, GDRs, SDRs etc)	No. of Shares Underlying Outstanding DRs	Share underlying outstanding DRs as a % of total number of shares (ie Grand Total A+B+C indicated in statement at para (I)(a) above